






TankBot Building Instructions



TankBot Building Instructions

5

2x2 brick



4x

2x4 plate




2x

1x4 plate



2x




6

2x8 plate



2x



7

motor



2x



8

24 tooth gear



2x




Do the same on the other side

TankBot Building Instructions

9

black connector peg

4x



10

2x8 plate

2x



11

short brown connector peg


4x



RCX




1x



12

1x8 beam

4x



Do the same on both sides.

TankBot Building Instructions

13

white hub



4x

full bushing




2x

16 tooth gear



2x



16 tooth gear


Do the same on both sides

14

tread



2x



Do the same on both sides

15

short motor cable



2x



Connect the cables exactly as shown